



# 4" TC REMODEL HOUSING

## INCANDESCENT LAMPS

### TC1RC

Project: \_\_\_\_\_

Fixture Type: \_\_\_\_\_

Location: \_\_\_\_\_

Contact/Phone: \_\_\_\_\_

### PRODUCT DESCRIPTION

TC Remodel Housing designed for use in non-insulated areas

- Shallow housing construction allows for fit in 2 x 6 construction
- Juno Type TC fixtures are designed for installations where housing and J-Box will not come into contact with insulation
- Blinking light after installation indicates that improper bulb or trim is being used or that fixture has been improperly covered with insulation
- In U.S., insulation must be spaced 3" away from the housing and J-Box
- TC Remodel Housing for remodel application where back side of ceiling is not accessible
- Installs through an opening in the ceiling from below
- Secured in place by factory installed screw driven remodel clamps for easy installation into ceiling material.

### PRODUCT SPECIFICATIONS

**Lamp** Lamp ratings based on trim selected – see reverse.

**Socket** Detachable medium base porcelain with nickel-plated copper screw shell.

**Trims** Trim selection shown on reverse.

**Labels** UL/cUL listed for U.S. and Canada through-branch wiring and damp locations

- Product thermally protected against improper use of insulation
- UL/cUL Listed
- Trim No. 12, 12SQ, V4012 and V4041 are wet location approved for covered ceiling applications
- Trims 14, 17, 17SQ, V4017 and V4034 are wet location approved for covered ceiling applications, **when used with outdoor rated lamps.**

**Testing** All reports are based on published industry procedures; field performance may differ from laboratory performance.

Specifications subject to change without notice.

### INSTALLATION

**Junction Box** Pre-wired junction box, UL/cUL listed for through-branch wiring maximum 4 No. 12 AWG 90° C branch circuit conductors (2 in, 2 out)

- Junction box provided with removable access plate, (5) ½" knockouts, (4) Non-metallic sheathed cable connectors and ground wire
- Knockouts equipped with pryout slots
- Supplied with push-in electrical connectors for fast installation.

**Housing** TC housing, 22-gauge steel with white finish

- Remodel clamps provided with #2 Quadrex drive screws (#2 Robertson/#2 Phillips combo)
- Clamps accommodate up to a 5/8" ceiling thickness.

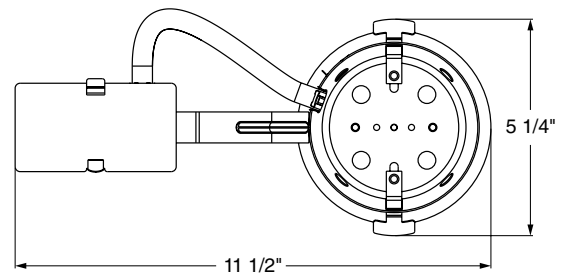
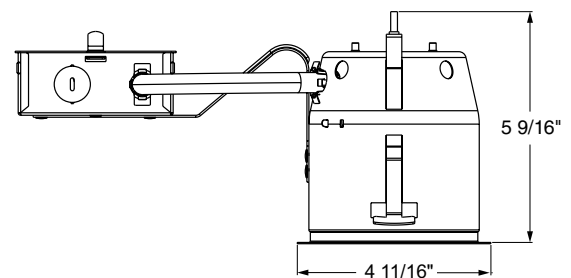
### PRODUCT CODES

Catalog No.	Input Voltage	Lamp Types
TC1RC W N	4" Incandescent Remodel Clamp Style Non-IC Housing	120V PAR20/PAR16 Medium Base, MR16/PAR16/ES16 GU10 Base (See reverse for Trim/Lamp/Max. Wattage Ratings)

Housing and trim can be ordered together or separate, but will always ship separately.



### DIMENSIONS



4 3/8" CEILING CUTOUT

### ACCESSORIES

Catalog No.	Description
GU10WHIP	GU10 Socket Whip
SMPLT4	4" Housing Locator










To order, specify catalog number.

# 4" TC REMODEL HOUSING

## INCANDESCENT LAMPS

### TC1RC

#### ROUND TRIMS/ LAMPS

	<b>Cat. No.</b>	<b>Description</b>	<b>Max. Lamp Rating</b>
	<b>13 WH</b>	4" Downlight Pinhole with Integral Shield Trim - White	50W PAR20
	<b>14 BWH ♦♦</b>	4" Downlight Baffle Trim - Black Baffle, White Trim Ring	
	<b>14 BSC ♦♦</b>	4" Downlight Baffle Trim - Black Baffle, Satin Chrome Trim Ring	50W PAR20
	<b>14 BBRZ ♦♦</b>	4" Downlight Baffle Trim - Black Baffle, Bronze Trim Ring	
	<b>14 BBL ♦♦</b>	4" Downlight Baffle Trim - Black Baffle, Black Trim Ring	
	<b>14 WWH ♦♦</b>	4" Downlight Baffle Trim - White Baffle, White Trim Ring	
	<b>17 CWH ♦♦</b>	4" Downlight Cone Trim - Clear Alzak® Cone, White Trim Ring	50W PAR20
	<b>17 BWH ♦♦</b>	4" Downlight Cone Trim - Black Cone, White Trim Ring	
	<b>17 PTSC ♦♦</b>	4" Downlight Cone Trim - Pewter Cone, Satin Chrome Trim Ring	
	<b>17 WWH ♦♦</b>	4" Downlight Cone Trim - White Cone, White Trim Ring	
	<b>17 HZWH ♦♦</b>	4" Downlight Cone Trim - Haze Cone, White Trim Ring	
	<b>17 WHZWH ♦♦</b>	4" Downlight Cone Trim - Wheat Haze Cone, White Trim Ring	
	<b>17 WHZBRZ ♦♦</b>	4" Downlight Cone Trim - Wheat Haze Cone, Bronze Trim Ring	
	<b>10 WH</b>	4" Flush Gimbal Ringed - White	50W PAR20
	<b>10 BL</b>	4" Flush Gimbal Ringed - Black	
	<b>10 SC</b>	4" Flush Gimbal Ringed - Satin Chrome	
	<b>10 BRZ</b>	4" Flush Gimbal Ringed - Bronze	
	<b>18 SC</b>	4" Adjustable Mini Eyeball Trim - Satin Chrome	
	<b>440 WH</b>	4" Adjustable Flush Gimbal Ring Trim - White	50W MR16, PAR16,
	<b>440 BL</b>	4" Adjustable Flush Gimbal Ring Trim - Black	ES16 120V GU10 Base
	<b>440 SC</b>	4" Adjustable Flush Gimbal Ring Trim - Satin Chrome	(Requires GU10WHIP)
	<b>440 BRZ</b>	4" Adjustable Flush Gimbal Ring Trim - Bronze	
	<b>445 WH</b>	4" Adjustable Slot Aperture Trim - White	50W MR16, PAR16 ES16 120V GU10 Base, (Requires GU10WHIP)
	<b>12 WWH ♦</b>	4" Frosted Lens with Clear Center Trim - Perimeter Frosted Lens, Classic Aged Bronze Trim Ring	50W PAR20
	<b>12 WSC ♦</b>	4" Frosted Lens with Clear Center Trim - Perimeter Frosted Lens, Satin Chrome Trim Ring	
	<b>12 WBRZ ♦</b>	4" Frosted Lens with Clear Center Trim - Perimeter Frosted Lens, Bronze Trim Ring	
	<b>446 WH</b>	4" Wall Wash Adjustable Scoop Trim - White	50W MR16, PAR16 ES16 120V GU10 Base, (Requires GU10WHIP)

# 4" TC REMODEL HOUSING









## INCANDESCENT LAMPS

### TC1RC

#### SQUARE TRIMS/ LAMPS

	Cat. No.	Description	Max. Lamp Rating
	<b>175Q BWH</b> ♦♦	4" Square Downlight Trim - Black, White Trim Ring	50W PAR20
	<b>175Q WWH</b> ♦♦	4" Square Downlight Trim - White, White Trim Ring	
	<b>175Q HZWH</b> ♦♦	4" Square Downlight Trim - Haze, White Trim Ring	
	<b>175Q WHZWH</b> ♦♦	4" Square Downlight Trim - Wheat Haze, White Trim Ring	
	<b>135Q WH</b>	4" Square Pinhole Trim - White	50W PAR20
	<b>4405Q WH</b>	4" Square Flush Gimbal Trim - White	50W MR16
	<b>4405Q BL</b>	4" Square Flush Gimbal Trim - Black	120V GU10 Base (Requires GU10WHIP, 35° Vertical Adjustment)
	<b>125Q WWH</b> ♦	4" Square Frosted Lens with Clear Center Trim - White, White Trim Ring	50W PAR20

#### VULITE TRIMS/ LAMPS

	Cat. No.	Description	Max. Lamp Rating
	<b>V4034 BWH</b> ♦♦	4" Baffle - Black, White Trim Ring	50W PAR20
	<b>V4034 WWH</b> ♦♦	4" Baffle - White, White Trim Ring	
	<b>V4017 CWH</b> ♦♦	4" Cone - Clear Alzak, White Trim Ring	50W PAR20
	<b>V4010 WH</b>	4" Gimbal Ring - White Trim Ring	50W PAR20
	<b>V4010 BN</b>	4" Gimbal Ring - Brushed Nickel Trim Ring	
	<b>V4018 WH</b>	4" Eyeball - White Trim Ring	60W PAR16
	<b>V4012 WH</b>	4" Stippled Opal Lens Shower With Reflector - White Trim Ring	50W PAR20
	<b>V4040 WH</b>	4" Gimbal Ring - White Trim Ring	50W MR16 PAR16, ES16 120V GU10 Base (Requires GU10WHIP)
	<b>V4041 WH</b>	4" Stippled Lens Ring - White Trim Ring	50W MR16 PAR16, ES16 120V GU10 Base (Requires GU10WHIP)
	<b>GU10WHIP</b>	GU10 Socket Whip	

♦ UL Listed for use in wet location.

♦♦ UL Listed for use in wet location with outdoor rated lamp.

Trim Size: 5" O.D.

Alzak is a registered trademark of Alcoa Corp.

Note: In Canada when insulation is present, Type IC fixtures must be used.