

FEATURES & SPECIFICATIONS

INTENDED USE — Recessed housing rated IC or Non-IC. For new construction only.

Approved for all ceiling and wiring types.

Approved for direct burial in insulation.

CONSTRUCTION — Air-tight standard. Tested to meet current energy codes.

Aluminum housing with galvanized steel pan.

Galvanized bar hangers span up to 24" o.c. and feature stepped shank nail and positioning guide with integral T-bar locks. Two locking screws hold fixture in position.

Galvanized steel junction box with four built-in Romex clamps. Four 1/2" and two 3/4" knockouts with slots for pryout. Rated for through branch wiring.

Maximum 4 (2 in, 2 out) No. 12 AWG conductors. Rated for 90°C.

Ground wire provided.

Removable J-box doors for easy access.

ELECTRICAL — Durable medium-base porcelain socket with nickel plated copper alloy screw shell and contact.

Socket clips to top of housing to prevent paint overspray in socket screw shell.

Socket attaches to reflector to ensure proper and consistent lamp position.

Thermal protection provided against improper lamp usage.

120 volt only.

INSTALLATION — Air-tight housing suitable for air-tight installations. Refer to energy codes for proper installations.

2x8 and 2x6 wood joist or T-bar installation.

Expandable bar hangers allow for off-center mounting in wood joist or T-bar ceilings. Length of 25-1/2" maximum 13-1/4" minimum or cut to fit 5-1/2" on center joist construction.

Vertical adjustment of housing allows for flush mounting with ceiling face.

Suitable for ceilings up to 1-1/2" thick.

LISTINGS — UL Listed to US and Canadian safety standards. Damp location listing (See trim selection for wet location listing).

WARRANTY — 1-year limited warranty. Complete warranty terms located at www.acuitybrands.com/CustomerResources/Terms_and_conditions.aspx

Note: Actual performance may differ as a result of end-user environment and application.

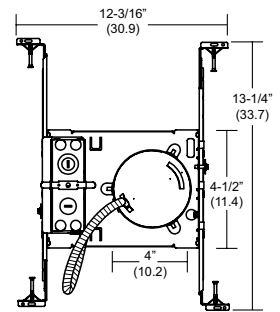
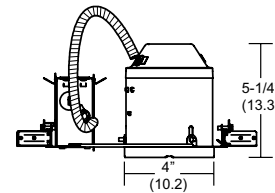
Specifications subject to change without notice.

Catalog Number
Notes
Type

4" Housing

L3

INCANDESCENT
IC/Non-IC
New Construction



Specifications

- Height: 5-1/4 (13.3)
- Length: 13-1/4 (33.7)
- Width: 12-3/16 (30.9)
- Ceiling opening: 4 (10.2)

All dimensions are inches (centimeters) unless otherwise specified.

ORDERING INFORMATION For shortest lead times, configure product using **bolded options**.

Example: L3 R6

L3	Options	Packaging
L3	<p>Shipped installed in fixture</p> <p>PHC Poke-home wire connector</p> <p>GSKT Foam gasketing. Aids in air-tight installation.</p>	<p>R6 Resale pack of six</p> <p>U Unit</p>

Accessories: Order as separate catalog number.
ATK3 R6 Airtight trim kit

Notes


See trim summary on reverse side for maximum wattages.

L3 4" New Construction Housing



Description Catalog number	Maximum wattage ¹
General/Task	
Open Narrow Flange	
301 White	
301MW Matte white	
301A Clear diffuse, white plastic flange	
301A PFMW Clear diffuse, matte white plastic flange	
301AZ Clear specular anodized	
301BLZ Black specular anodized	
301BN Brushed nickel	
301ORB Oil-rubbed bronze	

<i>IC</i>		30 R20 35 PAR20
<i>Non IC</i>		50 PAR20


Description Catalog number	Maximum wattage ¹
Baffle Narrow Flange	
3B1W White	
3B1MW Matte white	

<i>IC</i>		50 PAR20 50 R20
-----------	---	--------------------



Description Catalog number	Maximum wattage ¹
Baffle Narrow Flange	
3B1 Black	
3B1 TRMW Black matte, white flange	
3B1BN Brushed nickel	
3B1ORB Oil-rubbed bronze	

<i>IC</i>		35 PAR20
<i>Non IC</i>		50 PAR20


Description Catalog number	Maximum wattage ¹
Baffle Deep Narrow Flange	
3B2 Black	

<i>Non IC</i>		50 PAR20 50 R20
---------------	---	--------------------


Description Catalog number	Maximum wattage ¹
Baffle Deep Narrow Flange	
3B2W White	

<i>IC</i>		30 R20 35 PAR20
<i>Non IC</i>		50 R20



Description Catalog number	Maximum wattage ²
Accent/Wallwash	
Eyeball Narrow Flange	
3E1 White	
3E1MW Matte white	
3E1BN Brushed nickel	
3E1BZA Antique bronze	
3E1ORB Oil-rubbed bronze	

<i>IC</i>		50 PAR20 50 R20
-----------	--	--------------------

Description Catalog number	Maximum wattage ²
Wallwash Narrow Flange	
3W1 White	

<i>Non IC</i>		50 R20 50 PAR20
---------------	--	--------------------

Description Catalog number	Maximum wattage ²
Pinhole Narrow Flange	
3S1 White	

<i>IC</i>		35 PAR20
<i>Non IC</i>		50 PAR20

Notes

- 1 Maximum wattage listed. Lower wattage lamps may be used.
- 2 Wetlite trim is wet location listed and outdoor rated. All other trims are damp location.

P Series Open and Baffle Wide Flange LED Modules (Wet Location)



Example: 4BP TRMW LED 27K 90CRI

L3¹

ORDERING INFORMATION

Lead times will vary depending on options selected. Consult with your sales representative.

Series/Finish	Lamp	CCT / CRI / W / Lumens ²	Voltage
4BPMW 4" Baffle LED module, matte white	LED	(blank) 3000 K / 83CRI / 10.6W / 620L	(blank) 120V
4BP TRMW 4" Baffle LED module, black baffle, matte white flange		27K 90CRI 2700 K / 93CRI / 11.2W / 600L	
4BPBN 4" Baffle LED module, brushed nickel		30K 90CRI 3000 K / 93CRI / 11.2W / 600L	
4BPORB 4" Baffle LED module, oil-rubbed bronze		40K 90CRI 4000 K / 92CRI / 9.9W / 650L	
4OPA 4" Open LED module, clear diffuse			
4OPAZ 4" Open LED module, clear specular			
4OPA TRMW 4" Open LED module, clear diffuse, matte white flange			
4OPAZ TRMW 4" Open LED module, clear specular, matte white flange			

Notes

- 1 L3 must be ordered on separate line.
- 2 Total system delivered lumens.

L3 4" New Construction Housing

LED Gimbal Module (Damp location)



Example: 4G1MW LED

L3¹

ORDERING INFORMATION

For shortest lead times, configure product using **bolded options**.

4G1		LED			
Series/Finish		Lamps	CCT / CRI / W / Lumens ³		Voltage
<u>Series</u>	<u>Finish</u>	LED	(blank)	3000k / 83CRI / 7.9W / 435L	(blank) 120V
4G1	4" Gimbal module		27K 90CRI	2700K / 91CRI / 8.3W / 480L	
	MW Matte white		30K 90CRI	3000K / 93CRI / 7.7W / 500L	
	MB Matte black ²		40K 90CRI	4000K / 94CRI / 8W / 560L	
	BN Brush nickel ²				
	ORB Oil-rubbed bronze ²				

Notes

- 1 L3 must be ordered on separate line.
- 2 Available in 30K 83CRI only.
- 3 Total system delivered lumens.

E Series Baffle Wide Flange LED Modules (Wet Location)



Example: 4BEMW LED

L3¹

ORDERING INFORMATION

For shortest lead times, configure product using **bolded options**.

4BEMW		LED			
Series/Finish		Lamps	CCT / CRI / W / Lumens ²		Voltage
4BEMW	4" Baffle LED module, matte white	LED	27K	2700 K / 82CRI / 10.3W / 530L	(blank) 120V
			30K	3000 K / 82CRI / 10.3W / 570L	
			40K	4000 K / 82CRI / 10.3W / 600L	
			50K 81CRI	5000K / 81CRI / 9.6W / 640L	
			27K 90CRI	2700K / 90CRI / 9.77W / 600L	
			30K 90CRI	3000K / 90CRI / 9.7W / 630L	
			40K 90CRI	4000K / 90CRI / 9.0W / 650L	

Notes

- 1 L3 must be ordered on separate line.
- 2 Total system delivered lumens.