

FEATURES & SPECIFICATIONS

INTENDED USE — LBL LED wraparound provides a digital lighting platform to deliver general ambient lighting for surface-mount applications. The LED system delivers long life and excellent color to ensure a quality, low-maintenance lighting installation. Ideal for closets, storage rooms, hallways, stairwells and offices.

CONSTRUCTION — Metal parts are die formed from pre-painted code-gauge steel. Prismatic diffuser is 100% acrylic with sonically welded luminous ends. Continuous side flanges on fixture body provide light trap and continuous diffuser support to prevent accidental opening and simplify maintenance.

OPTICS — Curved prismatic diffuser with linear side prisms and highly transmissive overlay minimizes lamp image and provides high-angle brightness control. Luminous end plates soften appearance for improved aesthetics.

ELECTRICAL — Long-life LEDs, coupled with high-efficiency drivers, provide superior quantity and quality of illumination for extended service life. 90% LED lumen maintenance at 50,000 hours (L90/50,000). The LEDs have a CRI of 82.

eldoLED driver options deliver choice of dimming range and choices for control, while assuring flicker-free, low-current inrush, 89% efficiency and low EMI.

Step-level dimming option allows system to be switched to 50% power for compliance with common energy codes while maintaining fixture appearance.

CONTROLS — Pair the LBL with the fixture mount Sensor Switch LSXR sensor for additional energy savings when the space is unoccupied. The LSXRHL sensor dims the fixture down to a low-level setting when there is no occupancy. This option is ideal for stairwells, back rooms, and closets due to the low occupancy level in those spaces.

Optional nLight® embedded controls continuously monitor system performance, allow for constant lumen management / compensation function, facilitate simple “plug-and-play” network and controls upgrading via Cat-5 cable. Ballast disconnect provided where required to comply with US and Canadian codes.

LISTINGS — CSA certified to meet U.S. and Canadian standards. Damp listed.

DesignLights Consortium® (DLC) Premium qualified product and DLC qualified product. Not all versions of this product may be DLC Premium qualified or DLC qualified. Please check the DLC Qualified Products List at www.designlights.org/QPL to confirm which versions are qualified.

GOVERNMENT PROCUREMENT — BAA – Product with the BAA option qualifies as a domestic end product under the Buy American Act as implemented in the FAR and DFARS. Product with the BAA option also qualifies as manufactured in the United States under DOT Buy America regulations.

BABA – Build America Buy America: Product with the BAA option also qualifies as produced in the United States under the definitions of the Build America, Buy America Act.

Please refer to www.acuitybrands.com/buy-american for additional information.

WARRANTY — 5-year limited warranty. This is the only warranty provided and no other statements in this specification sheet create any warranty of any kind. All other express and implied warranties are disclaimed. Complete warranty terms located at: www.acuitybrands.com/support/warranty/terms-and-conditions

Note: Actual performance may differ as a result of end-user environment and application.

All values are design or typical values, measured under laboratory conditions at 25 °C.

Specifications subject to change without notice.

Catalog Number
Notes
Type

Low-Profile Curved-Basket LED Wraparound

LBL4



4' LENGTH, NARROW HOUSING
LED



eldoLED®

A+ Capable Luminaire

This item is an A+ capable luminaire, which has been designed and tested to provide consistent color appearance and out-of-the-box control compatibility with simple commissioning.

- All configurations of this luminaire meet the Acuity Brands' specification for chromatic consistency
- This luminaire is part of an A+ Certified solution for nLight® control networks when ordered with drivers marked by a **shaded background***
- This luminaire is part of an A+ Certified solution for nLight control networks, providing advanced control functionality at the luminaire level, when selection includes driver and control options marked by a **shaded background***

To learn more about A+, visit www.acuitybrands.com/aplus.

*See ordering tree for details

LBL4 LED Wraparound



A+ Capable options indicated by this color background.

ORDERING INFORMATION

Lead times will vary depending on options selected. Consult with your sales representative.

Example: LBL4 4000LM 80CRI 35K MIN10 GZT MVOLT

LBL4		Lumens ¹		CRI		Color temperature		Minimum Dimming Level		Dimming		Voltage	
LBL4	4' LED wrap	3000LM	3000 lumens	80CRI	80 CRI	30K	3000 K	MIN10	Dims to 10% ²	(blank)	None ¹³	MVOLT	120-277V
		4000LM	4000 lumens			35K	3500 K	MIN1	Dims to 1% ³	GZT	Generic 0-10V Dimming	347	347V ^{5,14}
		4800LM	4800 lumens			40K	4000 K	NODIM	On/off, non-dimming ⁴	ZT	eldoLED 0-10V dimming		
		6000LM	6000 lumens			50K	5000 K	SLD	Step-level dimming ⁴				
		7200LM	7200 lumens										

Emergency Options ¹⁴		Control Input/ Lumen Management Options ¹³		Occupancy Control Options		Occupancy Sensor Technology Option		Options	
EL7L	700 nominal lumen battery pack (Noncompliant with CA T20) ⁶	NLIGHT	nLight enabled	LSXRHL	Sensor Switch [®] fixture mount sensor with High/Low occupancy operation ^{8,9}	PIR	Passive Infrared ¹¹	GLR	Fast-blowing fuse ¹²
EL14L	1400 nominal lumen battery pack (Noncompliant with CA T20) ⁶	CL80 NLIGHT	nLight enabled, Constant lumen output, 80%					GMF	Slow-blowing fuse ¹²
E10WLCP	EM Self-Diagnostic battery pack, 10W Constant Power, Certified in CA Title 20 MAEDBS ⁶			LSXR10	Sensor Switch [®] fixture mount sensor with on/off occupancy operation ⁸			BAA	Buy America(n) Act and/or Build America Buy America Qualified
EMG	for use with nLight on generator supply EM power ⁷							BDP	Factory Installed Ballast Disconnect Plug

ORDERING INFORMATION

Catalog number	UPC	Description	Lumens	Color temperature	Lens type	Voltage	Wattage ²	Pallet qty	Standard carton qty.
LBL4 LP835 ¹⁰	190887819199	4' LED Wraparound	4,188	3500 K	Patterned #12 acrylic	120-277	32	56	1
LBL4 LP840 ¹⁰	190887819359	4' LED Wraparound	4,253	4000 K	Patterned #12 acrylic	120-277	32	56	1
LBL4 347 LP835	190887856682	4' LED Wraparound	4,188	3500 K	Patterned #12 acrylic	347	34.5	56	1
LBL4 347 LP840	190887856705	4' LED Wraparound	4,253	4000 K	Patterned #12 acrylic	347	34.5	56	1

Replacement Part

Fixture: LBL4 & Contractor Select
Description: LBL 4' DIFFUSER
Part Number: DLBL48

Notes

- 1 Approximate lumen output.
- 2 Requires GZT control option.
- 3 Requires GZT, ZT, or NLIGHT control.
- 4 Not available with Control or Sensor Options.
- 5 Not available with SLD option.
- 6 Not available with 7200LM option.
- 7 nLight EMG option requires a connection to existing nLight network. Power is provided from a separate N80 or N100 enabled fixture. Requires NLIGHT.
- 8 Requires MIN1, ZT and PIR options.
- 9 Dims to approximately 10% light output when unoccupied.
- 10 Product in stock.
- 11 Only available with Occupancy Control option.
- 12 Must specify voltage. 120 or 277, with GLR and GMF fusing.
- 13 When Control Input/ Lumen Management option specified leave Dimming section blank.
- 14 347 not available with battery option

LBL4 LED Wraparound

Performance Data			
Lumen Package	Lumens	Input Watts	LPW
3000LM 80CRI 30K	3167	25.6	124
3000LM 80CRI 35K	3237	25.6	127
3000LM 80CRI 40K	3288	25.6	129
3000LM 80CRI 50K	3409	25.6	133
4000LM 80CRI 30K	4097	32.4	126
4000LM 80CRI 35K	4188	32.4	129
4000LM 80CRI 40K	4253	32.4	131
4000LM 80CRI 50K	4410	32.4	136
4800LM 80CRI 30K	4695	40.5	116
4800LM 80CRI 35K	4799	40.5	119
4800LM 80CRI 40K	4874	40.5	120
4800LM 80CRI 50K	5053	40.5	125
6000LM 80CRI 30K	5968	49.7	120
6000LM 80CRI 35K	6101	49.7	123
6000LM 80CRI 40K	6196	49.7	125
6000LM 80CRI 50K	6424	49.7	129
7200LM 80CRI 30K	7066	62.0	114
7200LM 80CRI 35K	7224	62.0	117
7200LM 80CRI 40K	7336	62.0	118
7200LM 80CRI 50K	7606	62.0	123



Sensor Switch LSXRHL Sensor	
Lens type:	10 - Low Mount 360° coverage
Dimming:	HL - High/Low Occupancy operation
Min Dim Level:	3V - approximately 10% light output when unoccupied
Time Delay:	5M - 5 minutes

How to Estimate Delivered Lumens in Emergency Mode

Use the formula below to estimate the delivered lumens in emergency mode.

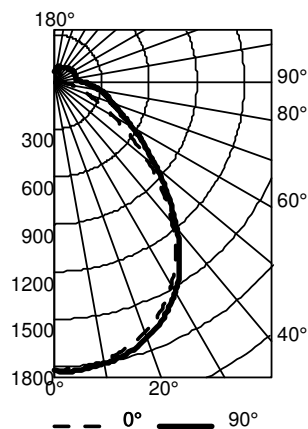
$$\text{Delivered Lumens} = 1.25 \times P \times \text{LPW}$$

P = Output power of emergency driver. P = 10W for E10WLCP option.

LPW = Lumen per watt rating of the luminaire. LPW information available in Performance Data section.

PHOTOMETRICS

LBL4 4800LM 80CRI 35K



CP Summary

	0°	90
0°	1823	1823
5°	1813	1828
15°	1744	1776
25°	1594	1640
35°	1332	1384
45°	958	1020
55°	576	693
65°	302	464
75°	177	343
85°	58	233
90	5	177

Coefficients of Utilization

pc	pw	20%								
		80%			70%			50%		
		70%	50%	30%	50%	30%	10%	50%	30%	10%
0	116	116	116	112	112	112	105	105	105	
1	106	102	98	98	95	91	92	89	86	
2	97	90	83	87	81	76	81	77	73	
3	89	80	72	77	70	65	73	67	62	
4	82	71	63	69	61	56	65	59	54	
5	76	64	56	62	54	49	59	52	47	
6	71	58	50	56	49	43	54	47	42	
7	66	53	45	52	44	38	49	42	37	
8	61	48	40	47	40	34	45	38	34	
9	57	45	37	44	36	31	42	35	30	
10	54	41	34	40	33	28	39	32	28	

Zonal Lumen Summary

Zone	Lumens	% Lamp	% Fixture
0° - 30°	1400	29.2	29.2
0° - 40°	2229	46.4	46.4
0° - 60°	3509	73.1	73.1
0° - 90°	4250	88.6	88.6
90° - 120°	266	5.5	5.5
90° - 130°	348	7.3	7.3
90° - 150°	478	10.0	10.0
90° - 180°	549	11.4	11.4
0° - 180°	4799	100.0	100.0

LBL4 LED Wraparound

MOUNTING DATA

Aircraft Cable

STACG – the standard aircraft cable kit in which only the hanging wire will be included.

STACGF – will include a power feed cable with 3 conductors (HOT, NEUTRAL, GROUND)

STACGFD – same as above with Dimming leads (HOT, NEUTRAL, GROUND, VIOLET, GREY)

STACGE – will include a power feed cable with 4 conductors (HOT1, HOT2, NEUTRAL, GROUND) for fixtures with a battery pack.

Ceiling Type

F1 – for use with most T-bar and screw slot grid ceiling applications. Designed for on-grid and off-grid installations.

F2 – for use with recessed or surface-mount horizontal J-box applications.

How to order:

1. For aircraft cable, choose one STACG, STACGF, STACGFD, or STACGE
(required for each suspension point)

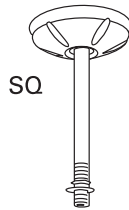
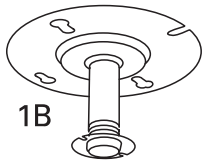
2. Choose length 36", 72" or 144"

3. For ceiling type choose F1 or F2

Ex. STACG36 F1, STACGF72 F2

Stem Suspension

Individual installation — Two single-stem hangers required



Note: 2' configurations with emergency option cannot be stem mounted.

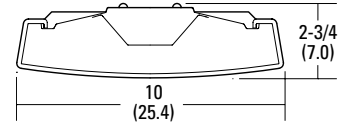
DIMENSIONS

Specifications

Length: 48 (122.0)

Width: 10 (25.4)

Depth: 2-3/4 (7.0)



All dimensions are inches (centimeters) unless otherwise indicated.