RSX1 LED
Area Luminaire

Catalog Number

Notes

Type

Hit the Tab key or mouse over the page to see all interactive elements.

Specifications

EPA (ft^2@0°):	0.57 ft^2 (0.05 m^2)
Length:	21.8" (55.4 cm) (SPA mount)
Width:	13.3" (33.8 cm)
Height:	3.0" (7.6 cm) Main Body 7.2" (18.4 cm) Arm
Weight: (SPA mount):	22.0 lbs (10.0 kg)

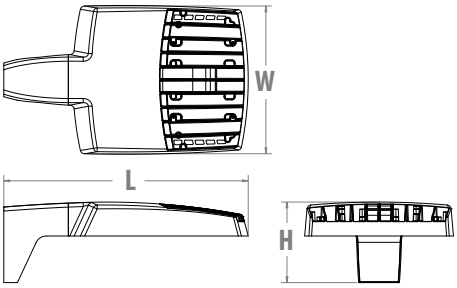

Introduction

The new RSX LED Area family delivers maximum value by providing significant energy savings, long life and outstanding photometric performance at an affordable price. The RSX1 delivers 7,000 to 17,000 lumens allowing it to replace 70W to 400W HID luminaires.

The RSX features an integral universal mounting mechanism that allows the luminaire to be mounted on most existing drill hole patterns. This "no-drill" solution provides significant labor savings. An easy-access door on the bottom of mounting arm allows for wiring without opening the electrical compartment. A mast arm adaptor, adjustable integral slipfitter and other mounting configurations are available.

design select

Items marked by a shaded background qualify for the Design Select program and ship in 15 days or less. To learn more about Design Select, visit www.acuitybrands.com/designselect.
*See ordering tree for details

Design Select options indicated by this color background.

Ordering Information

EXAMPLE: RSX1 LED P4 40K R3 MVOLT SPA DDBXD

RSX1 LED

Series	Performance Package	Color Temperature	Distribution	Voltage	Mounting
RSX1 LED	P1 P2 P3 P4	30K 3000K 40K 4000K 50K 5000K	R2 Type 2 Wide R3 Type 3 Wide R3S Type 3 Short R4 Type 4 Wide R4S Type 4 Short R5 Type 5 Wide [1] R5S Type 5 Short [1] AFR Automotive Front Row AFRR90 Automotive Front Row Right Rotated AFRL90 Automotive Front Row Left Rotated	MVOLT (120V-277V) [2] HVOLT (347V-480V) [3] XVOLT (277V-480V) [4] **(use specific voltage for options as noted)** 120 [3] 277 [5] 208 [3] 347 [5] 240 [3] 480 [5]	SPA Square pole mounting (3.0" min. SQ pole for 1 at 90°, 3.5" min. SQ pole for 2, 3, 4 at 90°) RPA Round pole mounting (3.2" min. dia. RND pole for 2, 3, 4 at 90°, 3.0" min. dia. RND pole for 1 at 90°, 2 at 180°, 3 at 120°) MA Mast arm adaptor (fits 2-3/8" OD horizontal tenon) IS Adjustable slipfitter (fits 2-3/8" OD tenon) [6] WBA Wall bracket [1] WBASC Wall bracket with surface conduit box AASP Adjustable tilt arm square pole mounting [6] AARP Adjustable tilt arm round pole mounting [6] AAWB Adjustable tilt arm with wall bracket [6] AAWSC Adjustable tilt arm wall bracket and surface conduit box [6]

Options

Shipped Installed

HS	House-side shield [7]
PE	Photocontrol, button style [8,9]
PER7	Seven-wire twist-lock receptacle only (no controls) [9,10,11]
SF	Single fuse (120, 277, 347) [5]
DF	Double fuse (208, 240, 480) [5]
SPD20KV	20KV Surge pack (10KV standard)
FAO	Field adjustable output [9]
DMG	0-10V dimming extend out back of housing for external control (control ordered separate) [9]

Shipped Installed

***Standalone and Networked Sensors/Controls (factory default settings, see table page 9)**

NLTAIR2 PIRHN	nLight AIR generation 2, with Networked, Bi-Level motion/ambient sensor [9, 12, 13, 14]
BAA	Buy America(n) Act and/or Build America Buy America Qualified
CCE	Coastal Construction [15]

*Note: NLTAIR2 PIRHN with nLight Air can be used as a standalone or networked solution. Sensor coverage pattern is affected when luminaire is tilted.

Shipped Separately (requires some field assembly)

EGS	External glare shield [7]
EGFV	External glare full visor (360° around light aperture) [7]
BS	Bird spikes [16]

Finish

DDBXD	Dark Bronze
DBLXD	Black
DNAXD	Natural Aluminum
DWHXD	White
DDBTXD	Textured Dark Bronze
DBLBXD	Textured Black
DNATXD	Textured Natural Aluminum
DWHGXD	Textured White

© 2018-2024 Acuity Brands Lighting, Inc. All rights reserved.

Ordering Information

Accessories

Ordered and shipped separately.

RSX1HS	RSX1 House side shield (includes 1 shield)
RSX1HSAFRR U	RSX1 House side shield for AFR rotated optics (includes 1 shield)
RSX1EGS (FINISH) U	External glares hield (specify finish)
RSX1EGFV (FINISH) U	External glare full visor (specify finish)
RSXRPA (FINISH) U	RSX Universal round pole adaptor plate (specify finish)
RSXWBA (FINISH) U	RSX WBA wall bracket (specify finish) [1]
RSXSCB (FINISH) U	RSX Surface conduit box (specify finish, for use with WBA, WBA not included)
DLL127F 1.5 JU	Photocell -SSL twist-lock (120-277V) [17]
DLL347F 1.5 CUL JU	Photocell -SSL twist-lock (347V) [17]
DLL480F 1.5 CUL JU	Photocell -SSL twist-lock (480V) [17]
DSHORT SBK U	Shorting cap [17]

NOTES

1 Any Type 5 distribution, is not available with WBA.
2 MVOLT driver operates on any line voltage from 120-277V (50/60 Hz).
3 HVOLT driver operates on any line voltage from 347-480V (50/60 Hz).
4 XVOLT driver not available with P1 or P2. XVOLT driver operates on any line voltage from 277V-480V (50/60 Hz). XVOLT not available with fusing (SF or DF) and not available with PE.
5 Single fuse (SF) requires 120V, 277V or 347V. Double fuse (DF) requires 208V, 240V or 480V.
6 Maximum tilt is 90° above horizontal.
7 It may be ordered as an accessory.
8 Requires MVOLT or 347V.
9 Two or more of the following options cannot be combined including PE, DMG, PER7, FAO and NLTAIR2 PIRHN. (Exception: PE and FAO can be combined; also PE and DMG can be combined.)
10 Compatible with standard twist-lock photocells for dusk to dawn operation or advanced control nodes that provide 0-10V dimming signals. Wire 4/Wire 5 wired to dimming leads on driver. Wire6/Wire7 capped inside luminaire. Twistlock photocell ordered and shipped as a separate line item from Acuity Brands Controls. See accessories. Shorting Cap included.
11 For units with option PER7, the mounting must be restricted to +/- 45° from horizontal aim per ANSI C136.10-2010.
12 Must be ordered with PIRHN.
13 Requires MVOLT or HVOLT.
14 Must be ordered with NLTAIR2. For additional information on PIRHN visit here.
15 CCE option not available with WBA, WBASC, AASP, AARP, AAWB, AAWBSC, EGS, EGFV and BS.
16 Must be ordered with fixture for factory pre-drilling.
17 Requires luminaire to be specified with PER7 option. Ordered and shipped as a separate line item from Acuity Brands Controls.

External Shields



House Side Shield

External Glare Shield



External 360 Full Visor

Pole/Mounting Informatiion

Accessories including bullhorns, cross arms and other adpaters are available under the accessories tab at Lithonia's Outdoor Poles and Arms product page. Click here to visit Accessories.

HANDHOLE ORIENTATION

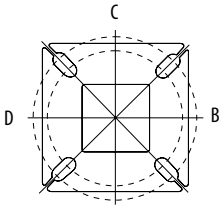

Handhole

RSX POLE DRILLING

Template #8

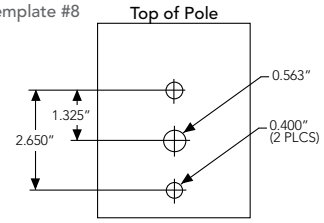

RSX STANDARD ARM & ADJUSTABLE ARM

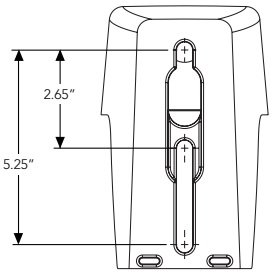

Round Tenon Mount - Pole Top Slipfitters

Tenon O.D.	RSX Mounting	Single	2 at 180°	2 at 90°	3 at 120°	3 at 90°	4 at 90°
2 - 3/8"	RPA, AARP	AS3-5 190	AS3-5 280	AS3-5 290	AS3-5 320	AS3-5 390	AS3-5 490
2 - 7/8"	RPA, AARP	AST25-190	AST25-280	AST25-290	AST25-320	AST25-390	AST25-490
4"	RPA, AARP	AST35-190	AST35-280	AST35-290	AST35-320	AST35-390	AST35-490

Drill/Side Location by Configuration Type

Drilling Template	Mounting Option	Single	2 @ 180	2 @ 90	3 @ 120	3 @ 90	4 @ 90
	Head Location	Side B	Side B & D	Side B & C	Round Pole Only	Side B, C & D	Side A, B, C & D
#8	**Drill Nomenclature**	DM19AS	DM28AS	DM29AS	DM32AS	DM39AS	DM49AS

RSX1 - Luminaire EPA

*Includes luminaire and integral mounting arm. Other tenons, arms, brackets or other accessories are not included in this EPA data.

Fixture Quantity & Mounting Configuration		Single	2 @ 90	2 @ 180	3 @ 90	3 @ 120	4 @ 90	2 Side by Side	3 Side by Side	4 Side by Side
Mounting Type	**Tilt**									
SPA - Square Pole Adaptor	0°	0.57	1.03	1.05	1.52	1.36	2.03	1.31	1.7	2.26
RPA - Round Pole Adaptor		0.62	1.08	1.15	1.62	1.46	2.13	1.36	1.8	2.36
MA - Mast Arm Adaptor		0.49	0.95	0.89	1.36	1.2	1.87	1.23	1.54	2.1
IS - Integral Slipfitter AASP/AARP - Adjustable Arm Square/Round Pole	0°	0.57	1.03	1.05	1.52	1.36	2.03	1.31	1.7	2.26
	10°	0.68	1.34	1.33	2	1.74	2.64	1.35	2.03	2.71
	20°	0.87	1.71	1.73	2.56	2.26	3.42	1.75	2.62	3.49
	30°	1.24	2.19	2.3	3.21	2.87	4.36	2.49	3.73	4.97
	40°	1.81	2.68	2.98	3.85	3.68	5.30	3.62	5.43	7.24
	45°	2.11	2.92	3.44	4.2	4.08	5.77	4.22	6.33	8.44
	50°	2.31	3.17	3.72	4.52	4.44	6.26	4.62	6.94	9.25
	60°	2.71	3.66	4.38	5.21	5.15	7.24	5.43	8.14	10.86
	70°	2.78	3.98	4.54	5.67	5.47	7.91	5.52	8.27	11.03
	80°	2.76	4.18	4.62	5.97	5.76	8.31	5.51	8.27	11.03
	90°	2.73	4.25	4.64	6.11	5.91	8.47	5.45	8.18	10.97

© 2018-2024 Acuity Brands Lighting, Inc. All rights reserved.

Photometric Diagrams

To see complete photometric reports or download .ies files for this product, visit Lithonia Lighting's RSX Area homepage.

Isofootcandle plots for the RSX1 LED P4 40K. Distances are in units of mounting height (20').

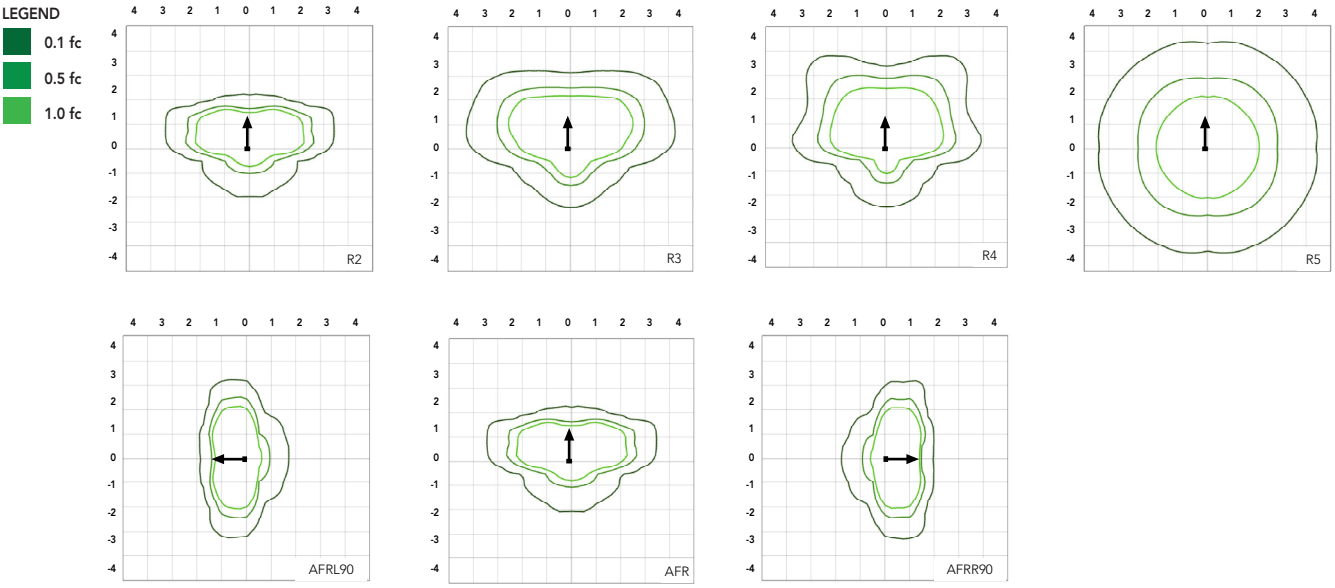

Performance Data

Lumen Ambient Temperature (LAT) Multipliers

Use these factors to determine relative lumen output for average ambient temperatures from 0-50°C (32-122°F).

Ambient	Ambient	Lumen Multiplier
0°C	32°F	1.05
5°C	41°F	1.04
10°C	50°F	1.03
15°C	59°F	1.02
20°C	68°F	1.01
25°C	77°F	1.00
30°C	86°F	0.99
35°C	95°F	0.98
40°C	104°F	0.97
45°C	113°F	0.96
50°C	122°F	0.95

Electrical Load

		Current (A)					
Performance Package	System Watts (W)	120V	208V	240V	277V	347V	480V
P1	51W	0.42	0.25	0.21	0.19	0.14	0.11
P2	72W	0.60	0.35	0.30	0.26	0.21	0.15
P3	109W	0.91	0.52	0.45	0.39	0.31	0.23
P4	133W	1.11	0.64	0.55	0.48	0.38	0.27

Projected LED Lumen Maintenance

Operating Hours	50,000	75,000	100,000
Lumen Maintenance Factor	>0.97	>0.95	>0.92

Values calculated according to IESNA TM-21-11 methodology and valid up to 40°C.

© 2018-2024 Acuity Brands Lighting, Inc. All rights reserved.

Lumen Output

Lumen values are from photometric tests performed in accordance with IESNA LM-79-08. Data is considered to be representative of the configurations shown, within the tolerances allowed by Lighting Facts. Contact factory for performance data on any configurations not shown here.

Performance Package	System Watts	Distribution. Type	30K (3000K, 70 CRI)					40K (4000K, 70 CRI)					50K (5000K, 70 CRI)				
			Lumens	B	U	G	LPW	Lumens	B	U	G	LPW	Lumens	B	U	G	LPW
P1	51W	R2	6,482	1	0	1	126	7,121	1	0	1	139	7,121	1	0	1	139
		R3	6,459	1	0	2	127	7,096	1	0	2	139	7,096	1	0	2	139
		R3S	6,631	1	0	1	129	7,286	1	0	2	142	7,286	1	0	2	142
		R4	6,543	1	0	2	128	7,189	1	0	2	141	7,189	1	0	2	141
		R4S	6,313	1	0	1	124	6,936	1	0	1	136	6,936	1	0	1	136
		R5	6,631	3	0	2	130	7,286	3	0	2	143	7,286	3	0	2	143
		R5S	6,807	3	0	1	133	7,479	3	0	1	147	7,479	3	0	1	147
		AFR	6,473	1	0	1	127	7,112	1	0	1	139	7,112	1	0	1	139
		AFRR90	6,535	2	0	2	127	7,179	2	0	2	140	7,179	2	0	2	140
		AFRL90	6,562	2	0	1	128	7,210	2	0	2	140	7,210	2	0	2	140
P2	72W	R2	8,991	2	0	1	123	9,878	2	0	1	135	9,878	2	0	1	135
		R3	8,959	2	0	2	124	9,843	2	0	2	137	9,843	2	0	2	137
		R3S	9,198	2	0	2	126	10,106	2	0	2	139	10,106	2	0	2	139
		R4	9,077	2	0	2	126	9,972	2	0	2	139	9,972	2	0	2	139
		R4S	8,757	1	0	2	122	9,622	2	0	2	134	9,622	2	0	2	134
		R5	9,198	4	0	2	128	10,106	4	0	2	140	10,106	4	0	2	140
		R5S	9,443	3	0	1	131	10,374	3	0	1	144	10,374	3	0	1	144
		AFR	8,979	2	0	1	125	9,865	2	0	1	137	9,865	2	0	1	137
		AFRR90	9,064	3	0	2	124	9,959	3	0	2	137	9,959	3	0	2	137
		AFRL90	9,102	3	0	2	125	10,001	3	0	2	137	10,001	3	0	2	137
P3	109W	R2	12,808	2	0	1	117	14,072	2	0	2	129	14,072	2	0	2	129
		R3	12,763	2	0	2	117	14,023	2	0	2	129	14,023	2	0	2	129
		R3S	13,104	2	0	2	120	14,397	2	0	2	132	14,397	2	0	2	132
		R4	12,930	2	0	2	119	14,206	2	0	2	130	14,206	2	0	2	130
		R4S	12,475	2	0	2	114	13,707	2	0	2	126	13,707	2	0	2	126
		R5	13,104	4	0	2	120	14,397	4	0	2	132	14,397	4	0	2	132
		R5S	13,452	3	0	2	123	14,779	3	0	2	136	14,779	3	0	2	136
		AFR	12,791	2	0	1	117	14,053	2	0	2	129	14,053	2	0	2	129
		AFRR90	12,913	3	0	3	118	14,187	3	0	3	130	14,187	3	0	3	130
		AFRL90	12,967	3	0	2	118	14,247	3	0	3	130	14,247	3	0	3	130
P4	133W	R2	14,943	2	0	2	112	16,417	2	0	2	123	16,417	2	0	2	123
		R3	14,890	2	0	3	112	16,360	2	0	3	123	16,360	2	0	3	123
		R3S	15,287	2	0	2	115	16,796	2	0	2	126	16,796	2	0	2	126
		R4	15,085	2	0	3	113	16,574	2	0	3	125	16,574	2	0	3	125
		R4S	14,554	2	0	2	109	15,991	2	0	2	120	15,991	2	0	2	120
		R5	15,287	4	0	2	115	16,796	4	0	2	126	16,796	4	0	2	126
		R5S	15,693	4	0	2	118	17,242	4	0	2	130	17,242	4	0	2	130
		AFR	14,923	2	0	2	112	16,395	2	0	2	123	16,395	2	0	2	123
		AFRR90	15,065	3	0	3	113	16,551	3	0	3	124	16,551	3	0	3	124
		AFRL90	15,128	3	0	3	114	16,621	3	0	3	125	16,621	3	0	3	125

© 2018-2024 Acuity Brands Lighting, Inc. All rights reserved.

Luminaire Weight by Mounting Type

Mounting Configuration	Total Luminaire Weight
SPA	22 lbs
RPA	24 lbs
MA	22 lbs
WBA	25 lbs
WBASC	28 lbs
IS	25 lbs
AASP	25 lbs
AARP	27 lbs
AAWB	28 lbs
AAWSC	31 lbs

RSX1 with Round Pole Adapter (RPA)

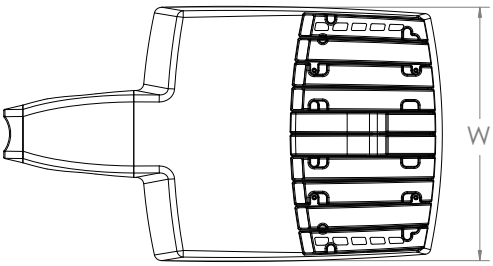

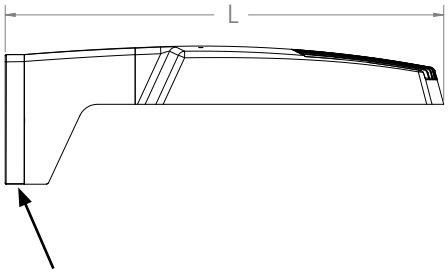

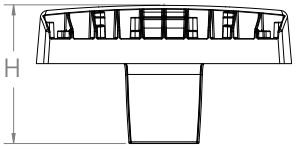

Note: RPA — Round Pole mount can also be used to mount on square poles by omitting the round pole adapter plate shown here.

Length: 22.8" (57.9 cm)
Width: 13.3" (33.8 cm)
Height: 3.0" (7.6 cm) Main Body
7.2" (18.4 cm) Arm

RSX1 with Mast Arm Adapter (MA)

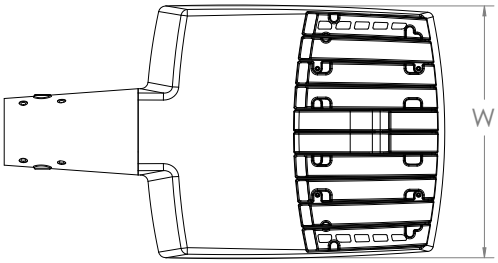

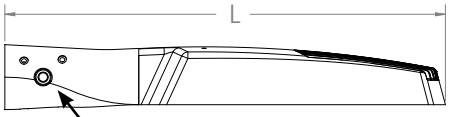

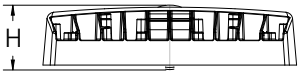

7/16" locking thru bolt/nut provided

Length: 23.2" (59.1 cm)
Width: 13.3" (33.8 cm)
Height: 3.0" (7.6 cm) Main Body
3.5" (8.9 cm) Arm

RSX1 with Adjustable Slipfitter (IS)

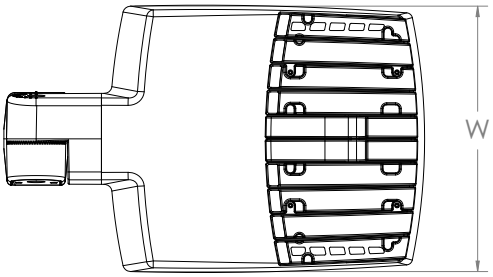

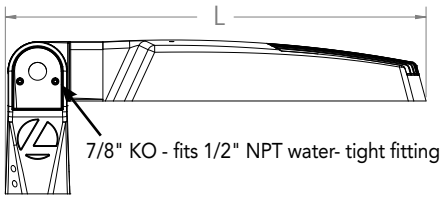

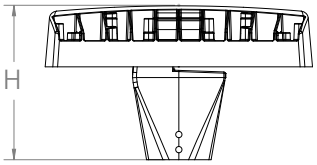

Length: 20.7" (52.7 cm)
Width: 13.3" (33.8 cm)
Height: 3.0" (7.6 cm) Main Body
7.6" (19.3 cm) Arm

© 2018-2024 Acuity Brands Lighting, Inc. All rights reserved.

Dimensions

RSX1 with Wall Bracket (WBA)

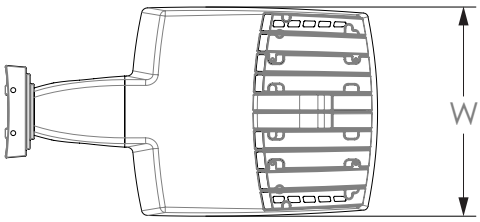

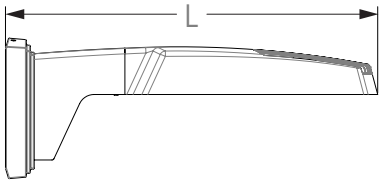

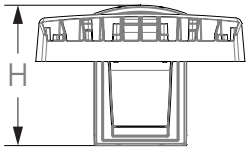

Length: 23.6" (59.9 cm)
Width: 13.3" (33.8 cm)
Height: 3.0" (7.6 cm) Main Body
8.9" (22.6 cm) Arm

Wall Bracket (WBA) Mounting Detail

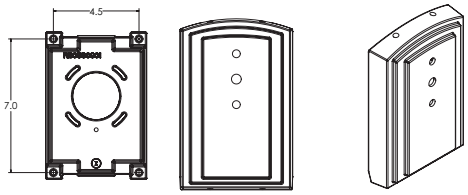

RSX1 with Wall Bracket with Surface Conduit Box (WBASC)

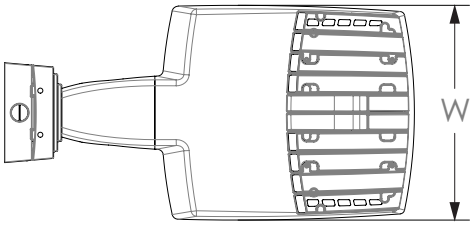

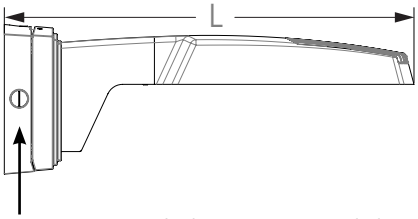

3/4" NPT taps with plugs - Qty (4) provided

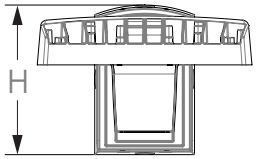

Length: 25.3" (64.3 cm)
Width: 13.3" (33.8 cm)
Height: 3.0" (7.6 cm) Main Body
9.2" (23.4 cm) Arm

Surface Conduit Box (SCB) Mounting Detail

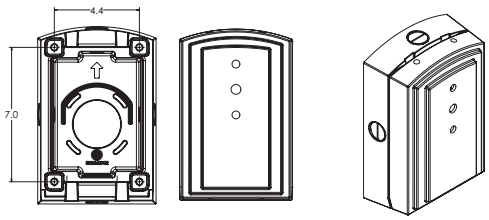

© 2018-2024 Acuity Brands Lighting, Inc. All rights reserved.

Dimensions

RSX1 with Adjustable Tilt Arm - Square or Round Pole (AASP or AARP)

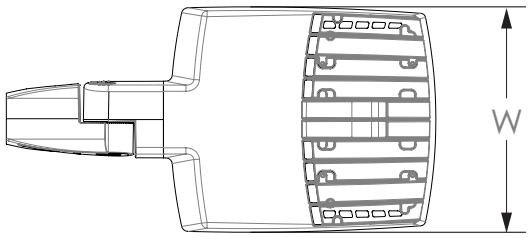

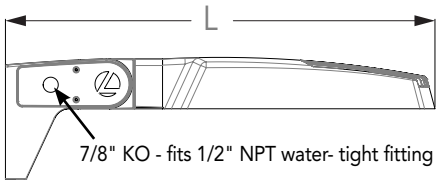

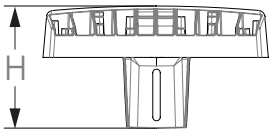

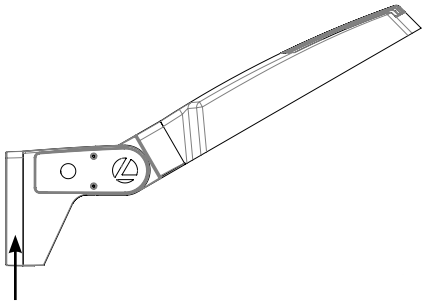

Length: 25.3" (65.3 cm) **AASP**
26.3" (66.8 cm) **AARP**
Width: 13.3" (33.8 cm)
Height: 3.0" (7.6 cm) Main Body
7.2" (18.2 cm) Arm

NOTE:
RPA - Round Pole mount can also be used to mount on square poles by omitting the round pole adapter plate shown here.

Notes

AASP: Requires 3.0" min. square pole for 1 at 90°. Requires 3.5" min. square pole for mounting 2, 3, 4 at 90°.

AARP: Requires 3.2" min. dia. round pole for 2, 3, 4 at 90°. Requires 3.0" min. dia. round pole for mounting 1 at 90°, 2 at 180°, 3 at 120°.

RSX1 with Adjustable Tilt Arm with Wall Bracket (AAWB)

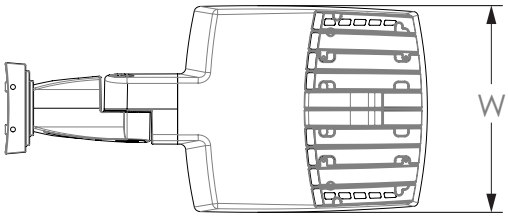

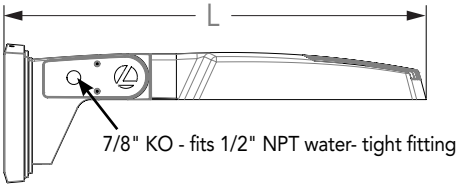

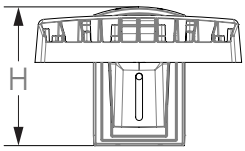

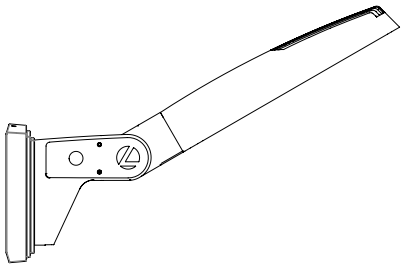

Wall Bracket (WBA) Mounting Detail

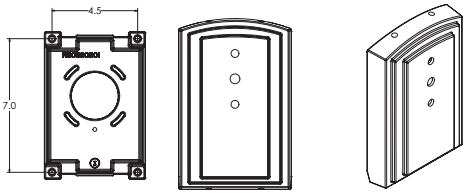

Length: 27.1" (68.8 cm)
Width: 13.3" (33.8 cm)
Height: 3.0" (7.6 cm) Main Body
8.9" (22.6 cm) Arm

© 2018-2024 Acuity Brands Lighting, Inc. All rights reserved.

Dimensions

RSX1 with Adjustable Tilt Arm with Wall Bracket and Surface Conduit Box (AAWSC)

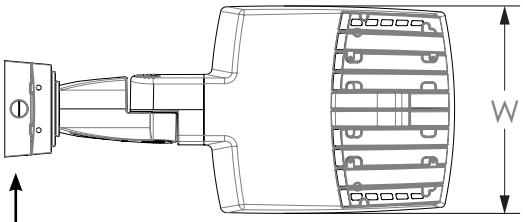

3/4" NPT taps
with plugs - Qty (4)
provided

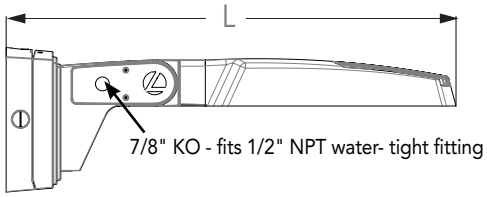

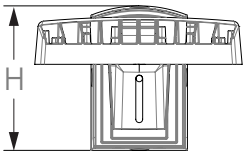

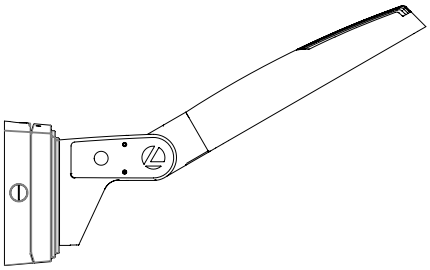

Length: 28.8" (73.2 cm)
Width: 13.3" (33.8 cm)
Height: 3.0" (7.6 cm) Main Body
9.2" (23.4 cm) Arm

Surface Conduit Box (SCB) Mounting Detail



Automotive Front Row - Rotated Optics (AFRL90/R90)

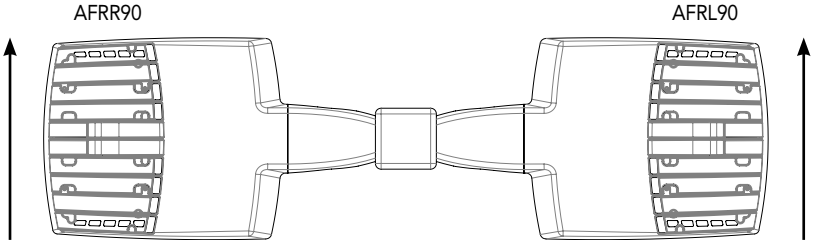

(Example: 2@180 - arrows indicate direction of light exiting the luminaire)

© 2018-2024 Acuity Brands Lighting, Inc. All rights reserved.

nLight Control - Sensor Coverage and Settings

nLight Sensor Coverage Pattern

NLTAIR2 PIRHN

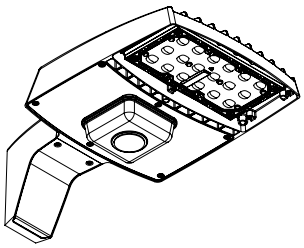

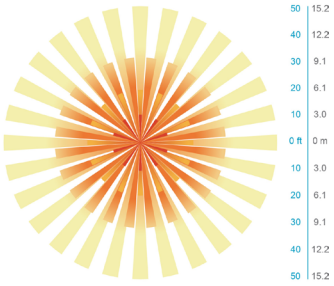

Top

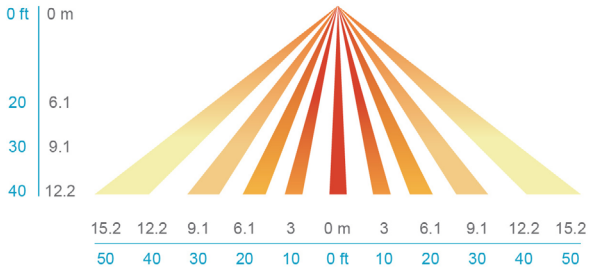

Side

Motion Sensor Default Settings - Option PIRHN						
Option	Dimmed State (unoccupied)	High Level (when occupied)	Photocell Operation	Dwell Time (occupancy time delay)	Ramp-up Time (from unoccupied to occupied)	Ramp-down Time (from occupied to unoccupied)
NLTAIR2 PIRHN	Approx. 30% Output	100% Output	Enabled @ 1.5FC	7.5 minutes	3 seconds	5 minutes

*Note: NLTAIR2 PIRHN default settings including photocell set-point, high/low dim rates, and occupancy sensor time delay are all configurable using the Clairity Pro App. Sensor coverage pattern shown with luminaire at 0°. Sensor coverage pattern is affected when luminaire is titled.

FEATURES & SPECIFICATIONS

INTENDED USE

The RSX LED area family is designed to provide a long-lasting, energy-efficient solution for the one-for-one replacement of existing metal halide or high pressure sodium lighting. The RSX1 delivers 7,000 to 17,000 lumens and is ideal for replacing 70W to 400W HID pole-mounted luminaires in parking lots and other area lighting applications.

CONSTRUCTION

The RSX LED area luminaire features a rugged die-cast aluminum main body that uses heat-dissipating fins and flow-through venting to provide optimal thermal management that both enhances LED performance and extends component life. Integral "no drill" mounting arm allows the luminaire to be mounted on existing pole drillings, greatly reducing installation labor. The light engines and housing are sealed against moisture and environmental contaminants to IP66. The low-profile design results in a low EPA, allowing pole optimization. All mountings are rated for minimum 1.5 G vibration load per ANSI C136.31. 3G Mountings: Include SPA, RPA, MA, IS, AASP, and AARP rated for 3G vibration. 1.5G Mountings: Include WBA, WBASC, AAWB and AAWSC rated for 1.5G vibration.

FINISH

Exterior parts are protected by a zinc-infused Super Durable TGIC thermoset powder coat finish that provides superior resistance to corrosion and weathering. A tightly controlled multi-stage process ensures superior adhesion as well as a minimum finish thickness of 3 mils. The result is a high-quality finish that is warrantied not to crack or peel.

COASTAL CONSTRUCTION (CCE)

Optional corrosion-resistant construction is engineered with added corrosion protection in materials and/or pre-treatment of base material under super durable paint. Provides additional corrosion protection for applications near coastal areas. Finish is salt spray tested to over 5,000 hours per ASTM B117 with scribe rating of 10. Additional lead times apply.

OPTICS

Precision acrylic refractive lenses are engineered for superior application efficiency, distributing the light to where it is needed most. Available in short and wide pattern distributions including Type 2, Type 3, Type 3S, Type 4, Type 4S, Type 5, Type 5S, AFR (Automotive Front Row), and AFR rotated AFRR90 and ARFL90.

ELECTRICAL

Light engine(s) configurations consist of high-efficacy LEDs mounted on metal-core circuit boards and aluminum heat sinks to maximize heat dissipation. Light engines are IP66 rated. LED lumen maintenance is >L92/100,000 hours. CCT's of 3000K, 4000K and 5000K (minimum 70 CRI) are available. Fixtures ship standard with 0-10v dimming driver. Class 1 electronic drivers ensure system power factor >90% and THD <20%. Easily serviceable 10kV surge protection device meets a minimum Category C Low operation (per ANSI/IEEE C62.41.2).

STANDARD CONTROLS

The RSX LED area luminaire has a wide assortment of control options. Dusk to dawn controls include MVOLT and 347V button-type photocells and NEMA twist-lock photocell receptacles.

nLIGHT AIR CONTROLS

The RSX LED area luminaire is also available with nLight® AIR for the ultimate in wireless control. This powerful controls platform provides out-of-the-box basic motion sensing with photocontrol functionality and is suitable for mounting heights up to 40 feet. No commissioning is required when using factory default settings that provide basic stand-alone motion occupancy dimming that is switched on and off with a built-in photocell. See chart above for motion sensor default out-of-box settings. For more advanced wireless functionality, such as group dimming, nLight AIR can be commissioned using a smartphone and the easy-to-use CLAIRITY app. nLight AIR equipped luminaries can be grouped, resulting in motion sensor and photocell group response without the need for additional equipment. Scheduled dimming with motion sensor over-ride can be achieved when used with the nLight Eclypse. Additional information about nLight Air can be found here.

INSTALLATION

Integral "no-drill" mounting arm allows for fast, easy mounting using existing pole drillings. Select the "SPA" option for square poles and the "RPA" option to mount to round poles. Note, the RPA mount can also be used for mounting to square poles by omitting the RPA adapter plate. Select the "MA" option to attach the luminaire to a 2 3/8" horizontal mast arm or the "IS" option for an adjustable slipfitter that mounts on a 2 3/8" OD tenon. The adjustable slipfitter has an integral junction box and offers easy installation. Can be tilted up to 90° above horizontal. Additional mountings are available including a wall bracket, adjustable tilt arm for direct-to-pole and wall and a surface conduit box for wall mount applications.

LISTINGS

CSA Certified to meet U.S. and Canadian standards. Suitable for wet locations. Rated for -40°C minimum ambient. DesignLights Consortium® (DLC) Premium qualified product and DLC qualified product. Not all versions of this product may be DLC Premium qualified or DLC qualified. Please check the DLC Qualified Products List at www.designlights.org/QPL to confirm which versions are qualified.
International Dark-Sky Association (IDA) Fixture Seal of Approval (FSA) is available for all products on this page utilizing 3000K color temperature only. U.S. Patent No. D882, 146S

GOVERNMENT PROCUREMENT

BAA – Buy America(n) Act: Product with the BAA option qualifies as a domestic end product under the Buy American Act as implemented in the FAR and DFARS. Product with the BAA option also qualifies as manufactured in the United States under DOT Buy America regulations.
BABA – Build America Buy America: Product with the BAA option also qualifies as produced in the United States under the definitions of the Build America, Buy America Act.
Please refer to www.acuitybrands.com/buy-american for additional information.

WARRANTY

5-year limited warranty. This is the only warranty provided and no other statements in this specification sheet create any warranty of any kind. All other express and implied warranties are disclaimed. Complete warranty terms located at:
www.acuitybrands.com/support/warranty/terms-and-conditions

Note: Actual performance may differ as a result of end-user environment and application. All values are design or typical values, measured under laboratory conditions at 25 °C. Specifications subject to change without notice.

© 2018-2024 Acuity Brands Lighting, Inc. All rights reserved.