

**OVERVIEW**

The CMRB 50 Series High Bay Aisleway occupancy sensor provides bi-directional detection extending 70-110 ft (21.33-33.53 m) when mounted at heights of 30-45 ft (9.14-13.72 m). The CMRB 50 installs to a junction box or fixture with a 1/2 inch knockout and has a detection pattern that covers the area lit by three typically spaced high bay fixtures. Therefore, when mounted at a fixture, the coverage area extends out to the area that is lighted by each of the neighboring fixtures. This effect is useful with some ballasts that have a delay such that when traveling in a fork-lift truck, lighting needs to be initiated on ahead of the truck.

**FEATURES**

- 100% Digital PIR Detection, Excellent RF Immunity
- Up to 45 ft (13.72 m) Mounting
- Self-Contained Relay, No Power Pack Needed
- No Minimum Load Requirements
- Compatible w/ Electronic & Magnetic Ballasts, CFLs, LED, & Incandescents
- Interchangeable Hot & Load Wires, Impossible to Wire Backwards
- Push-Button Programmable
- Non-Volatile Settings Memory
- Adjustable Time Delays
- No Field Calibration or Sensitivity Adjustments Required
- Convenient Test Mode
- 100 hr Lamp Burn-in Timer

**SPECIFICATIONS**

Size: 3.63" H x 3.63" W x 1.50" D (9.22 cm x 9.22 cm x 3.81 cm)  
 Weight: 6 oz  
 Mounting: 1/2" knockout  
 Color: White  
 Maximum Load(per pole):800W @ 120 VAC, 1200W @ 277 VAC, 1500W @ 347 VAC  
 Motor Load: 1/4 HP  
 Frequency: 50/60Hz  
 Dimming Load: Sinks <20 mA; ~40 Ballasts @ .5 mA each  
 ROHS compliant

**Warranty**

Five-year limited warranty. Complete warranty terms located at:  
[www.acuitybrands.com/CustomerResources/Terms\\_and\\_conditions.aspx](http://www.acuitybrands.com/CustomerResources/Terms_and_conditions.aspx)

**Note:** Actual performance may differ as a result of end-user environment and application.

Specifications subject to change without notice.



*Sensor Switch™*

**CMRB 50**  
*High Bay Aisleway Sensor*



**ORDERING INFORMATION**

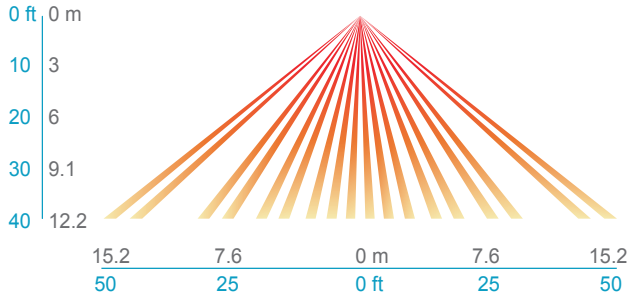
CMRB 50		Example: CMRB 50 D LT 36L			
Series	Dimming	Photocell	Voltage	Temp/Humidity	Wire
CMRB 50 High Bay Aisleway Sensor	[blank] None D Occupancy Controlled Dimming	[blank] None P Photocell	[blank] 120/277 VAC 347 347 VAC	[blank] Standard LT Low Temp	[blank] Standard 24L 24" Leads 36L 36" Leads

## COVERAGE PATTERN

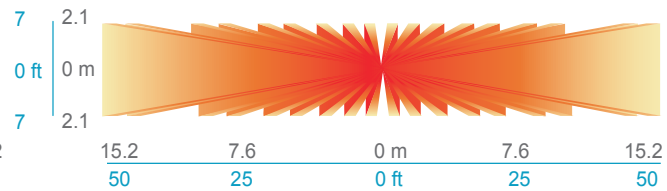
### 50 HIGH BAY AISLEWAY LENS

- Provides 50° bi-directional and 10° wide coverage pattern
- 1.2x mounting height equals approximate detection range in either direction
- Typical 40 ft (12.19 m) mounting detects 50 ft (15.24 m) in either direction

#### SIDE VIEW



#### TOP VIEW



#### 90° LENS ROTATION

The sensor's lens turret rotates 90° in order to easily adjust the direction of the view pattern

## WIRING (DO NOT WIRE HOT)

#### STANDARD WIRING

- |        |               |                                |
|--------|---------------|--------------------------------|
| BLACK* | - Line Input  | } *BLACK wires can be reversed |
| BLACK* | - Load Output |                                |
| WHITE  | - Neutral     |                                |

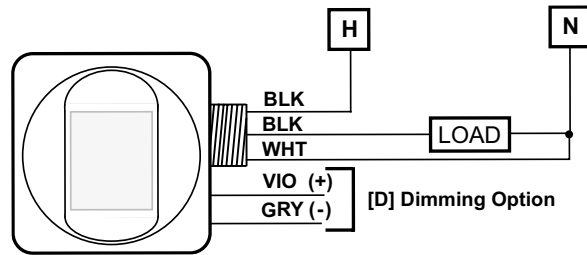
#### 347 VAC OPTION (347)

Black wires are replaced w/ Red wires

#### INITIAL POWER UP

The sensor's relay is shipped in a latched closed position so the lights will come on upon initial power-up. If the lights do not immediately turn on (initial installation only) the latching relay opened during shipment and will close within 30 secs.

**Note:** If the sensor loses power, the internal relay will latch closed.



#### DIMMING OPTION (D)

- VIOLET** - Connect to Violet control wire from 0-10 VDC dimmable ballast
- GRAY** - Connect to Gray common wire from ballast